

© International Baccalaureate Organization 2022

All rights reserved. No part of this product may be reproduced in any form or by any electronic or mechanical means, including information storage and retrieval systems, without the prior written permission from the IB. Additionally, the license tied with this product prohibits use of any selected files or extracts from this product. Use by third parties, including but not limited to publishers, private teachers, tutoring or study services, preparatory schools, vendors operating curriculum mapping services or teacher resource digital platforms and app developers, whether fee-covered or not, is prohibited and is a criminal offense.

More information on how to request written permission in the form of a license can be obtained from <https://ibo.org/become-an-ib-school/ib-publishing/licensing/applying-for-a-license/>.

© Organisation du Baccalauréat International 2022

Tous droits réservés. Aucune partie de ce produit ne peut être reproduite sous quelque forme ni par quelque moyen que ce soit, électronique ou mécanique, y compris des systèmes de stockage et de récupération d'informations, sans l'autorisation écrite préalable de l'IB. De plus, la licence associée à ce produit interdit toute utilisation de tout fichier ou extrait sélectionné dans ce produit. L'utilisation par des tiers, y compris, sans toutefois s'y limiter, des éditeurs, des professeurs particuliers, des services de tutorat ou d'aide aux études, des établissements de préparation à l'enseignement supérieur, des fournisseurs de services de planification des programmes d'études, des gestionnaires de plateformes pédagogiques en ligne, et des développeurs d'applications, moyennant paiement ou non, est interdite et constitue une infraction pénale.

Pour plus d'informations sur la procédure à suivre pour obtenir une autorisation écrite sous la forme d'une licence, rendez-vous à l'adresse <https://ibo.org/become-an-ib-school/ib-publishing/licensing/applying-for-a-license/>.

© Organización del Bachillerato Internacional, 2022

Todos los derechos reservados. No se podrá reproducir ninguna parte de este producto de ninguna forma ni por ningún medio electrónico o mecánico, incluidos los sistemas de almacenamiento y recuperación de información, sin la previa autorización por escrito del IB. Además, la licencia vinculada a este producto prohíbe el uso de todo archivo o fragmento seleccionado de este producto. El uso por parte de terceros —lo que incluye, a título enunciativo, editoriales, profesores particulares, servicios de apoyo académico o ayuda para el estudio, colegios preparatorios, desarrolladores de aplicaciones y entidades que presten servicios de planificación curricular u ofrezcan recursos para docentes mediante plataformas digitales—, ya sea incluido en tasas o no, está prohibido y constituye un delito.

En este enlace encontrará más información sobre cómo solicitar una autorización por escrito en forma de licencia: <https://ibo.org/become-an-ib-school/ib-publishing/licensing/applying-for-a-license/>.

Geography
Higher level and standard level
Paper 2 – resource booklet

Monday 16 May 2022 (morning)

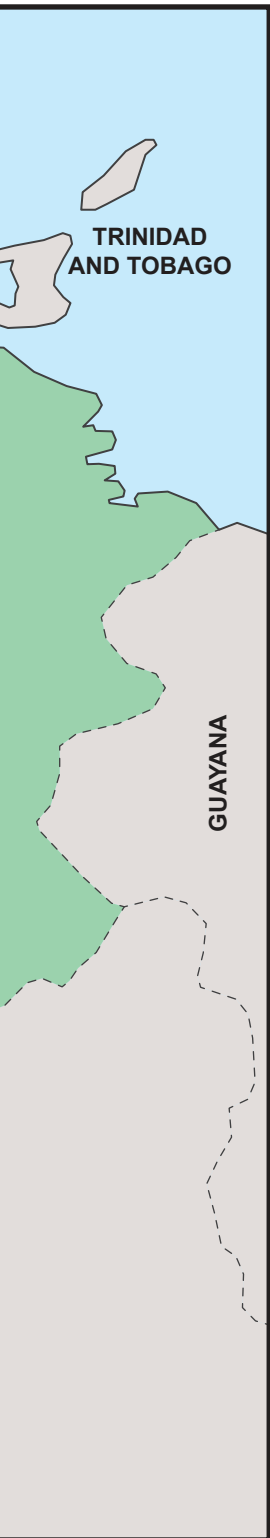
Instructions to candidates

- Do not open this booklet until instructed to do so.
- This booklet accompanies paper 2.

1. Changing population










The map shows the distribution of population in Venezuela.





Key:

Population density (persons per km²)

-  < 1
-  1-9.9
-  10-29.9
-  30-49.9
-  50-99.9
-  100-299.9
-  300+
-  City
-  Capital

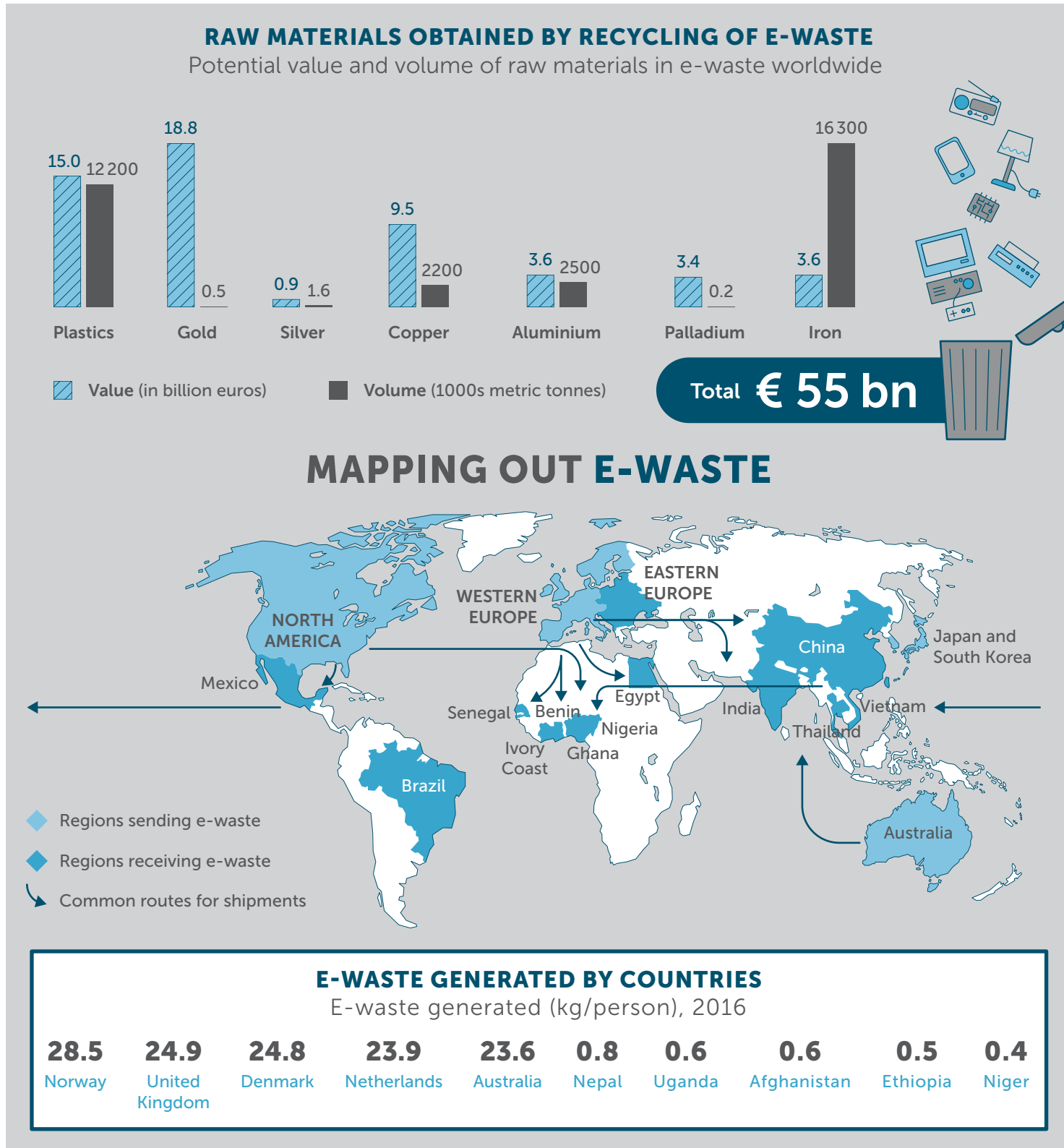


Scale:



Turn over

4. The infographic shows aspects of global e-waste.





**E-WASTE IS ONLY
2% OF SOLID WASTE
BUT BRINGS IN 70%
OF HAZARDOUS
WASTE IN LANDFILLS**

E-WASTE GENERATION AND COLLECTION PER CONTINENT

Indicator	Africa	America	Asia	Europe	Oceania
Countries in region	53	35	49	40	13
Population in region (millions)	1174	977	4364	738	39
E-waste generated per person (million tonnes)	1.9	11.6	4.2	16.6	17.3
Collection Rate (in region)	0%	17%	15%	35%	6%

AVERAGE GROWTH RATE OF ELECTRIC AND ELECTRONIC EQUIPMENT (EEE) CONSUMPTION BY INCOME GROUP

Gross national income (GNI) per person		Average growth rate per year
Highest	> 34 000	1.6%
High	34 000-15 280	5.2%
Mid	15 280-6 740	13%
Low	6 740-1 700	23%
Lowest	< 1 700	15%

References:

1. Geo-Ref.net, 2020. Country map – Administrative structure – Population density of Venezuela. [online] Available at: <http://www.geo-ref.net/en/ven.htm> [Accessed 12 May 2020]. Source adapted.
4. Baldé, C.P., Forti V., Gray, V., Kuehr, R., Stegmann, P. : *The Global E-waste Monitor – 2017*, United Nations University (UNU), International Telecommunication Union (ITU) & International Solid Waste Association (ISWA), Bonn/Geneva/Vienna.

Used with permission of Popular Science Copyright © 2022. All rights reserved.

Photo: ANP/laif/Kai Loeffelbein.

The copyright is with the United Nations Institute for Training and Research (UNITAR), United Nations University (UNU) and the International Telecommunication Union (ITU), which jointly form the Global E-waste Statistics Partnership (GESP). Source adapted.

All other texts, graphics and illustrations © International Baccalaureate Organization 2022